



Bharath Institute of Higher Education and Research

(Deemed to be University under section 3 of UGC, Act, 1956)

6.3.2 – Audit Statement for providing financial support to the faculty for attending workshop and conferences


Academic Year	Page. No
2022 – 2023	11
2021 – 2022	20
2020 – 2021	29
2019 – 2020	39
2018 – 2019	50

BHARATH INSTITUTE OF HIGHER EDUCATION & RESEARCH		
Balance Sheet as on 31.03.2023		
Sources of Funds	Schedule No.	As on 31.03.2023
Unrestricted Funds	1	
Corpus		10,00,00,000
General Fund	2	19,60,86,94,321
Designated / Earmarked Fund	3	-
Restricted Funds	4	-
Loans / Borrowing	5	
Secured		
Unsecured		1,50,99,424
Current Liabilities & Provisions	6	31,56,68,176
Total		20,03,94,61,921
Application of Funds		
Fixed Assets	7	18,31,80,74,639
Investments	8	10,00,00,000
Current Assets	9	27,21,84,896
Loans, Advances & Deposits	10	80,59,46,676
Total		19,49,62,06,211

For RRPM & ASSOCIATES LLP

Chartered Accountants
Firm Regn No: 017126S



K. Ramesh Babu, BCS, FCA.,
Partner
M.No.222020


SRI LAKSHMI AMMAL EDUCATIONAL TRUST
Old No. 27, New No. 29, Thilak Street
T. Nagar, Chennai-600 017.

BHARATH INSTITUTE OF HIGHER EDUCATION & RESEARCH		
Balance Sheet as on 31.03.2023		
Income	Schedule No.	As on 31.03.2023
Academic Receipts	11	13,14,92,78,643
Grants & Donations	12	52,63,96,300
Income from Investments	13	16,56,427
Other Incomes	14	59,29,49,228
Total (A)		14,27,02,80,598
Expenditure		
Staff Payments & Benefits	15	3,99,86,93,744
Academic Expenses	16	4,09,23,35,119
Administrative and General Expenses	17	2,58,14,54,769
Transportation Expenses	18	36,31,13,034
Repairs & Maintenance	19	1,49,09,64,770
Finance Costs	20	1,27,92,667
Depreciation		97,69,99,720
Total (B)		13,51,63,53,823
Balance being Excess of Income over Expenditure (A-B)		
Transfer to/from Designated Fund		
Building Fund		
Others (Specify)		75,39,26,775
Balance being Surplus / (Deficit) carried to General Fund		75,39,26,775

For RRPM & ASSOCIATES LLP
Chartered Accountants
Firm Regn No: 017126S

K. Ramesh Babu, BCS, FCA.,
Partner
M.No.222020


SRI LAKSHMI AMMAL EDUCATIONAL TRUST
Old No. 27, New No. 29, Thilak Street
T. Nagar, Chennai-600 017.

BHARATH INSTITUTE OF HIGHER EDUCATION & RESEARCH

Schedule to Balance Sheet

Schedule – 1 Corpus	FY 2022 - 2023
Opening Balance	10,00,00,000
Add: Contribution during the year	
Less: Assets written off during the year	
Closing Balance	
	10,00,00,000

Schedule – 2 General Fund	FY 2022 - 2023
Opening Balance	19,07,01,51,846
Add: Contribution during the year	
Less: Assets written off during the year	53,85,42,405
Closing Balance	
	19,60,86,94,251

Schedule-3-Designated / Earmaked Fund	FY 2022 - 2023
Opening Balance	
Add: Contribution during the year	
i Donations/Grants	
ii. Income from investments made of the fund	
iii. Accrued Interest on Investments made of the fund	
iv. Other Additions	
Less: Utilisation during the year	
i. Capital Expenditure	
- Fixed Assets	
- Others	
ii. Revenue Expenditure	
- Salaries, wages, etc.	
- Rent	
- other Administrative Expenses	
Closing Balance	

For RRPM & ASSOCIATES LLP

Chartered Accountants
Firm Regn No: 017126S

K. Ramesh Babu, BCS, FCA.,
Partner
M.No.222020

(Signature)

SRI LAKSHMI AMMAL EDUCATIONAL TRUST
Old No. 27, New No. 29, Thilak Street
T. Nagar, Chennai-600 017.

Schedule 4. Restricted Fund	FY 2022 - 2023
Opening Balance Add: Contribution during the year <ul style="list-style-type: none"> i. Donations/Grants ii. Income from Investments made of the fund iii. Accrued Interest on Investments made of the fund iv. Other Additions Less: Utilisation during the year <ul style="list-style-type: none"> i. Capital Expenditure <ul style="list-style-type: none"> - Fixed Assets - Others ii. Revenue Expenditure <ul style="list-style-type: none"> - Salaries, wages, etc. for research purposes - Rent - Scholarships/Stipend Closing Balance	

Schedule-5-Loans/Borrowings	FY 2022 - 2023
Secured Loans <ul style="list-style-type: none"> a. Term Loans <ul style="list-style-type: none"> -Interest accrued and due b. Other Loans <ul style="list-style-type: none"> -Interest accrued and due From Financial Institutions <ul style="list-style-type: none"> a. Term Loans <ul style="list-style-type: none"> -Interest accrued and due b. Other Loans <ul style="list-style-type: none"> -Interest accrued and due From others including Sponsoring trust	
Total	
Unsecured Loans <ul style="list-style-type: none"> a. Term Loans <ul style="list-style-type: none"> -Interest accrued and due b. Other Loans <ul style="list-style-type: none"> -Interest accrued and due From Financial Institutions <ul style="list-style-type: none"> a. Term Loans <ul style="list-style-type: none"> -Interest accrued and due b. Other Loans <ul style="list-style-type: none"> -Interest accrued and due From others including Sponsoring trust	1,50,99,424
Total	1,50,99,424

For RRPM & ASSOCIATES LLP

Chartered Accountants
Firm Regd No: 017126S

K. Ramesh Babu, BCS, FCA.,
Partner
M.No.222020

SRI LAKSHMI AMMAL EDUCATIONAL TRUST
Old No. 27, New No. 29, Thilak Street
T. Nagar, Chennai-600 017.

Schedule-6-Current Liabilities and Provisions	FY 2022 - 2023
A. Current Liabilities	
1. Deposits from Staff	-
2. Deposits from Students	-
3. Sundry Creditors	11,51,02,096
4. Advances received	-
5. Interest accrued but not due on Loans	-
6. Statutory Liabilities	1,87,70,776
7. Other Current Liabilities	-
a. Salaries	16,71,49,960
b. Receipts against sponsored Projects	-
c. Receipts against sponsored fellowships and scholarships	1,46,45,344
d. Unutilized Grants	-
e. Others	-
8.Provisions	
Total	31,56,68,176

For RRPM & ASSOCIATES LLP

Chartered Accountants
Firm Regn.No: 017126S



K. Ramesh Babu, BCS, FCA.,
Partner
M.No.222020




SRI LAKSHMI AMMAL EDUCATIONAL TRUST
Old No. 27, New No. 29, Thilak Street
T. Nagar, Chennai-600 017.

Schedule – 7 – Fixed Assets as on 31.03.2022

Particulars	Gross Block				Depreciation			Net Block	
	Opening	Additions	Deletion	Closing	Opening	Additions	Closing	Closing	Previous Year
Land	2,96,01,56,243								2,96,01,56,243
Building & Constructions	9,63,09,13,940	10,52,82,400		9,73,61,96,340	1,90,64,14,045	19,44,65,694	2,10,08,79,739	7,63,53,16,601	9,63,09,13,940
Library	73,32,64,930	41,76,33,000		1,15,08,97,930	16,89,14,142	3,03,33,472	19,92,47,614	95,16,50,316	73,32,64,930
Lab Equipment's	4,36,31,45,984	1,53,46,82,000		5,89,78,27,984	93,07,28,680	44,07,31,938	1,37,14,60,618	4,52,63,67,366	4,36,31,45,984
Workshop Equipment's	90,57,97,563	75,31,78,940		1,65,89,76,503	25,97,67,058	12,10,62,126	38,08,29,184	1,27,81,47,319	90,57,97,563
Studio	17,50,59,587	57,23,34,100		74,73,93,687	5,05,48,216	2,62,76,125	7,68,24,341	67,05,69,346	17,50,59,587
Other Assets									
- Electrical Fittings	69,72,04,927	8,15,48,154		77,87,53,081	13,10,95,327	5,19,36,980	18,30,32,307	59,57,20,774	69,72,04,927
- Vehicles	17,19,11,639	5,24,48,450		22,43,60,089	3,52,12,502	66,31,234	4,18,43,736	18,25,16,353	17,19,11,639
-Furniture & Fittings	16,38,94,160	5,51,87,150		21,90,81,310	3,63,80,730	57,21,667	4,21,02,397	17,69,78,913	16,38,94,160
-Sports Goods	5,24,32,761	2,89,48,180		8,13,80,941	46,27,362	30,00,402	76,27,764	7,37,53,177	5,24,32,761
-Computers	37,83,16,393	5,41,65,970		43,24,82,363	2,38,44,010	1,06,73,329	3,45,17,339	39,79,65,024	37,83,16,393
-Other Assets	2,04,42,25,342	6,30,76,676		2,10,73,02,018	19,20,45,815	8,61,66,753	27,82,12,568	1,82,90,89,450	2,04,42,25,342
TOTAL	22,27,63,23,469	3,71,84,85,020		23,03,46,52,246	3,73,95,87,889	97,69,99,720	4,71,65,77,607	18,31,80,74,639	22,27,63,23,469
Work in Progress	61,37,96,416							61,37,96,416	61,37,96,416
	22,89,01,19,885	3,71,84,85,020		23,03,46,52,246	3,73,95,87,889	97,69,99,720	4,71,65,77,607	18,93,18,71,055	22,89,01,19,885

For RRPM & ASSOCIATES LLP
Chartered Accountants
Firm Regn No: 017126S

K. Ramesh Babu, BCS, FCA.,
Partner
M.No.222020


SRI LAKSHMI AMMAL EDUCATIONAL TRUST
Old No. 27, New No. 29, Thilak Street
T. Nagar, Chennai-600 017.

Schedule-8-Investments	FY 2022 - 2023
Investments from Earmarked / Endowment Funds <ul style="list-style-type: none"> - Government Securities - Approved Securities - Shares, Debentures etc., - Others 	
Investments Others <ul style="list-style-type: none"> -Government Securities - Approved Securities - Shares, Debentures etc., -Others 	10,00,00,000
Total	10,00,00,000

Schedule-9- Current Assets	FY 2022 - 2023
Stocks <ul style="list-style-type: none"> - Stores & Spares - Publications - Loose Tools - Others 	
Sundry Debtors <ul style="list-style-type: none"> - Debt Outstanding for more than 6 months 	
Fees Receivable	11,45,331
TDS Receivable	27,10,16,806
Bank Balances	22,759
Cash in hand	
Total	27,21,84,896

Schedule-10-Loans, Advances & Deposits	FY 2022 - 2023
Advances to employees	3,60,065
Advance recoverable in cash or kind for value to be received	
Deposits	5,27,72,031
Other Receivables <ul style="list-style-type: none"> - Debit balances in Sponsored Projects -Debit balances in Fellowship & Scholarship -Grants Recoverable -others 	- - - 75,28,14,580
Inter Unit	
Total	80,59,46,676

For RRPM & ASSOCIATES LLP

Chartered Accountants

Firm Regn No: 017126S



K. Ramesh Babu, BCS, FCA.,

Partner

M.No.222020

SRI LAKSHMI AMMAL EDUCATIONAL TRUST

Old No. 27, New No. 29, Thilak Street

T. Nagar, Chennai-600 017.

Schedule-11- Academic Receipts	FY 2022 - 2023
FEE FROM STUDENTS	
Academic	
- Tuition Fees	7,71,40,00,000
- Admission Fees	47,86,48,724
- Alumni Contribution	47,00,000
- Fees From Executive Development Program (Corporate Training)	42,73,55,000
Earnings from	
- Patents	
- Art & Craft Fees	1,02,45,815
- Registration Fees	13,33,97,689
- Syllabus Fees	
- Allied Medical Sciences Fee	
Total (A)	8,76,83,47,228
Examinations	
- Admission test Fees	-
- Annual examination Fees	1,07,37,95,384
- Marksheet, Certificate Fees	35,48,79,015
Total (B)	1,42,86,74,399
Other Fees	
- Identity Card Fees	13,77,60,385
- Transportation Fees	99,87,60,658
- Hostel Fees	1,22,04,92,668
- Other Miscellaneous Fees - FINE	37,22,87,915
- Certificate Verification Fee	-
Dental OPD	
- SYNOPSIS FEES	
Total (C)	2,72,93,01,626
Sale of Publications	
- Books Sales	21,48,12,520
- Prospectus etc., sales	81,42,870
Total (D)	22,29,55,390
Grand Total	13,14,92,78,643

For RRPM & ASSOCIATES LLP

Chartered Accountants

Firm Regn No: 017126S



K. Ramesh Babu, BCS, FCA.,
Partner
M.No.222020



SRI LAKSHMI AMMAL EDUCATIONAL TRUST
Old No. 27, New No. 29, Thilak Street
T. Nagar, Chennai-600 017.

Schedule-12-Grants and Donations	FY 2022 - 2023
Government	
-Central	
-State	44,80,42,000
Welfare Bodies/Institutions	1,51,00,000
Others For Research Purposes	6,32,54,300
DDU-GKY-TNVRC SKILL PLAC-Project Fund	
TNSCST-Project Fund	
Transcript Income	
Total	52,63,96,300

Schedule-13-Income from Investments	FY 2022 - 2023
Interest Income	16,56,427
Income Received From Each Fund	
Income Accrued	
Other	
Total	16,56,427

Schedule-14-Other Income	FY 2022 - 2023
A. Income from Land & Buildings	
Others	12,05,593
Creditors Written Off	19,40,22,943
DC Meeting Fee Income	60,98,515
Discount Received	4,54,077
Total	20,17,81,128
B. Income from Holding Events	
Gross income From Annual Events	
Less: Direct Expenditure Related To The Annual Events	
Grass Income From Educational Tours	
Less: Direct Expenditure Related To Educational Tours	
Others	
Total	
C. others	
1. Income From Consultancy	37,92,68,100
2. Income from Sponsorship Project	1,19,00,000
Total	39,11,68,100
Grand Total	59,29,49,228


For RRPM & ASSOCIATES LLP

Chartered Accountants

Firm Regn No: 017126S



K. Ramesh Babu, BCS, FCA.,
Partner
M.No.222020


SRI LAKSHMI AMMAL EDUCATIONAL TRUST
Old No. 27, New No. 29, Thilak Street
T. Nagar, Chennai-600 017.

Schedule-15-Staff Payments & Benefits	FY 2022 - 2023
Salaries And Wages	2,81,51,66,000
Contribution To Provident Fund	3,49,15,871
Retirement And Terminal Benefits	1,12,54,89,700
Staff Welfare Expenses	2,31,22,173
Total	3,99,86,93,744

Schedule-16-Academic Expenses	FY 2022 - 2023
Admission Expenses	57,89,700
Alumni Function	7,37,470
Audit Fees	25,00,000
Conference Expenses	1,51,974
Consultancy Charges	1,48,73,684
Consultancy Charges on Admission	6,94,98,500
Convocation Expenses	3,76,78,374
CRRI Students Remuneration	7,36,54,552
Department Expenses including Laboratories	1,45,76,18,902
Examination - Remuneration	31,26,143
Educational Expenses	41,59,654
Examination Expenses	21,18,25,787
Laboratory Expenses/Research Expenses	8,68,003
Movement Expenses	89,15,119
Ncc and NSS Expenses	1,72,138
Patient Care Expenses	89,72,72,913
Payment To Visiting Faculty	9,95,52,315
Publications & Journals	42,28,640
Rebate	6,90,30,759
Refund To Students	63,12,200
Scholarship	55,72,44,600
Seminar/Workshop/Camp Expenses/Conference	59,96,300
College Day, Cultural & Sports Day Expenses	5,04,163
Stipend / Merit Scholarship	53,08,30,000
Student Welfare Expenses	2,12,90,368
Project Inc & Exp	57,02,861
Subscription Expenses	-
IBM Training Course Fee	28,00,000
Total	4,09,23,35,119

For RRPM & ASSOCIATES LLP

Chartered Accountants


Firm Regn No: 017126S



K. Ramesh Babu, BCS, FCA.,

Partner

M.No.222020



SRI LAKSHMI AMMAL EDUCATIONAL TRUST

Old No. 27, New No. 29, Thilak Street

T. Nagar, Chennai-600 017.

Schedule-17-Administrative and General Expenses	FY 2022 - 2023
Administrative Expenses	54,21,45,000
Advertisement And Publicity	54,72,45,726
Donation	5,10,30,000
Electricity, Fuel And Power	1,76,00,709
Hospitality	
Insurance	1,01,681
INAUGURAL FUNCTION	6,19,900
Legal Expenses	37,12,500
Mess Expenses	8,54,72,636
Misc Expenses	18,260
Office Expenses	51,12,882
Others Expenses	50,000
Pooja Expenses	12,91,415
Postage & Telegram	1,02,91,453
Printing And Stationery	1,08,66,63,622
Professional Charges	97,96,655
Renewal & License Fees	79,05,020
Rent, Rates And Taxes	95,79,255
Research & Publication	3,24,72,550
Sanitary Expenses	19,32,490
Security Expenses	
Sundry Debtors Written Off	1,84,69,858
Telephone And Internet Charges	23,41,792
Travelling And Conveyance Expenses	11,57,29,939
Transport Charges	1,180
Water Charges	28,65,242
Genuineness Certificate Exp	15,75,034
Registration & Recongisation Fee-AICTE	16,99,970
Registration & Recongition Fee -UGC	41,00,000
Research & Development Expenses	2,16,30,000
Neft Receipts	
Total	2,58,14,54,769


Schedule-18-Transportation Expenses	FY 2022 - 2023
Own Vehicles Running Expenses	12,45,84,802
Own Vehicles Repairs And Maintenance	13,50,72,711
Own Vehicles Insurance	9,41,25,480
Petrol and Diesel	93,30,041
Total	36,31,13,034

For RRPM & ASSOCIATES LLP

Chartered Accountants
Firm Regn No: 017126S



K. Ramesh Babu, BCS, FCA.,
Partner
M.No.222020



SRI LAKSHMI AMMAL EDUCATIONAL TRUST
Old No. 27, New No. 29, Thilak Street
T. Nagar, Chennai-600 017.


Schedule-19-Repairs & Maintenance	FY 2022 - 2023
Building	18,45,81,500
Furniture And Fixtures	3,81,68,130
Plant & Machinery	7,58,14,802
Computer and Software	4,42,58,010
Vehicle Maintenance	2,01,51,885
Electrical Maintenance	3,02,68,026
Others	
Lab Maintenance	1,01,67,36,000
Housekeeping Maintenance	1,42,68,581
Office Maintenance	83,27,473
Garden Maintenance	92,76,055
Repairs & Maintenance other	4,91,14,308
Total	1,49,09,64,770

Schedule-20-Finance Costs	FY 2022 - 2023
Interest On Fixed Loans	1,27,92,667
Interest On Other Loans	
Interest On Penalty	
Bank Charges	
Total	1,27,92,667

Schedule-21-Other Expenses	FY 2022 - 2023
Provision for Bad Debts	
Others	
Total	


For RRPM & ASSOCIATES LLP
Chartered Accountants
Firm Regn No: 047126S


K. Ramesh Babu, BCS, FCA.,
Partner
M.No.222020


SRI LAKSHMI AMMAL EDUCATIONAL TRUST
Old No. 27, New No. 29, Thilak Street
T. Nagar, Chennai-600 017.

BHARATH INSTITUTE OF HIGHER EDUCATION & RESEARCH		
Income and Expenditure Account for the year ended 31.03.2022		
Income	Schedule	As on 31.03.2022
Academic Receipts	11	15,15,75,92,984
Grants & Donations	12	1,28,97,52,706
Income from Investments	13	-
Other Incomes	14	30,05,72,452
Total (A)		16,74,79,18,142
Expenditure		
Staff Payments & Benefits	15	4,46,28,59,300
Academic Expenses	16	5,43,95,64,223
Administrative and General Expenses	17	3,28,92,41,553
Transportation Expenses	18	61,42,45,852
Repairs & Maintenance	19	1,10,29,42,722
Finance Costs	20	1,12,19,562
Depreciation		91,44,17,820
Total (B)		15,83,44,91,031
Balance being Excess of Income over Expenditure (A-B)		91,34,27,111
Transfer to / from Designated Fund		
Building Fund		
Others (Specify)		
Balance being Surplus / (Deficit) carried to General Fund		91,34,27,111

For RRPM & ASSOCIATES LLP
Chartered Accountants
Firm Regn No: 017126S


K. Ramesh Babu, BCS, FCA.,
Partner
M.No.222020


SRI LAKSHMI LAKSHMI & ASSOCIATES
Old No. 77, New No. 118, Thiruvananthapuram
T. Nagar, Chennai-600 017.

BHARATH INSTITUTE OF HIGHER EDUCATION & RESEARCH**Schedules to Balance Sheet**

Schedule - 1 - Corpus	FY 2021-22
Opening Balance	10,00,00,000
Add: Contribution during the year	
Less: Assets written off during the year	
Closing Balance	10,00,00,000

Schedule - 2 - General Fund	FY 2021-22
Opening Balance	18,15,67,24,735
Add: Contribution during the year	91,34,27,111
Less: Assets written off during the year	
Closing Balance	19,07,01,51,846

Schedule - 3 - Designated / Earmarked Fund	FY 2021-22
Opening Balance	
Add: Contribution during the year	
i. Donations / Grants	
ii. Income from Investments made of the fund	
iii. Accrued Interest on Investments made of the fund	
iv. Other Additions	
Less: Utilisation during the year	
i. Capital Expenditure	
- Fixed Assets	
- Others	
ii. Revenue Expenditure	
- Salaries, wages, etc.	
- Rent	
- other Administrative Expenses	
Closing Balance	

Schedule - 4 - Restricted Fund	FY 2021-22
Opening Balance	
Add: Contribution during the year	
i. Donations / Grants	
ii. Income from Investments made of the fund	
iii. Accrued Interest on Investments made of the fund	
iv. Other Additions	
Less: Utilisation during the year	
i. Capital Expenditure	
- Fixed Assets	
- Others	
ii. Revenue Expenditure	
- Salaries, wages, etc. for research purposes	
- Rent	
- Scholarships / Stipend	
Closing Balance	

For RRPM & ASSOCIATES LLP**Chartered Accountants****Firm Regn No: 017126S****K. Ramesh Babu, BCS, FCA.,****Partner****M.No.222020**


S. Praveen


SRI LAKSHMI ANIMAL EDUCATIONAL TRUST
 Old No. 27, New No. 29, Thiruv. Street
 T. Nagar, Chennai-600 017.

Schedule - 5 - Loans / Borrowings	FY 2021-22
Secured Loans	
P	
a. Term Loans	
- Interest accrued and due	
b. Other Loans	
- Interest accrued and due	
From Financial Institutions	
a. Term Loans	
- Interest accrued and due	
b. Other Loans	
- Interest accrued and due	
From others including Sponsoring trust St.	
Total	
Unsecured Loans	
From Banks	
a. Term Loans	
- Interest accrued and due	
b. Other Loans	
- Interest accrued and due	
From Financial Institutions	
a. Term Loans	
- Interest accrued and due	
b. Other Loans	
- Interest accrued and due	
From others including Sponsoring trust	5,30,45,64,022
Total	5,30,45,64,022

Schedule - 6 - Current Liabilities and Provisions	FY 2021-22
A. Current Liabilities	
1. Deposits from Staff	
2. Deposits from Students	
3. Sundry Creditors	16,31,19,207
4. Advances received	
5. Interest accrued but not due on Loans	
6. Statutory Liabilities	
7. Other Current Liabilities	
a. Salaries	16,29,10,886
b. Receipts against sponsored Projects	
c. Receipts against sponsored fellowships and scholarships	
d. Unutilised Grants	
e. Others	
B. Provisions	
Total	32,60,30,093

For RRPM & ASSOCIATES LLP
Chartered Accountants
Firm Regn No: 017126S


K. Ramesh Babu, BCS, FCA.,
Partner
M.No.222020


SRI LAKSHMI AMMAL EDUCATIONAL TRUST
Old No. 27, New No. 29, Thirak Street
T. Nagar, Chennai-600 017.

Schedules to Balance Sheet

Schedule - 8 - Investments	FY 2021-22
Investments from Earmarked / Endowment Funds	
- Government Securities	
- Approved Securities	
- Shares , Debentures etc.,	
- Others	
Investments Others	
- Government Securities	
- Approved Securities	
- Shares , Debentures etc.,	
- Others	10,00,00,000
Total	10,00,00,000

Schedule - 9 - Current Assets	FY 2021-22
Stocks	
- Stores & Spares	
- Publications	
- Loose Tools	
- Others	
Sundry Debtors	
- Debt Outstanding for more than 6 months	
Fees Receivable	
TDS Receivable	
Bank Balances	26,27,45,863
Cash in hand	1,43,20,744
	-
Total	27,70,66,607

Schedule - 10 - Loans, Advances & Deposits	FY 2021-22
Advances to employees	
Advance recoverable in cash or kind for value to be received	
Prepaid Expenses	
Deposits	41,40,28,062
Income Accrued	
Other Receivables	
- Debit balances in Sponsored Projects	
- Debit balances in Fellowship & Scholarship	
- Grants Recoverable	
- others	1,11,94,71,406
Inter Unit	-
Total	1,53,34,99,468

For RRPM & ASSOCIATES LLP
Chartered Accountants
Firm Regn No: 017126S

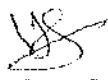
K. Ramesh Babu, BCS, FCA.,
Partner
M No 322020


SRI LAKSHMI ANIMAL EDUCATIONAL TRUST
Old No. 27, New No 29, 11th Street
T. Nagar, Chennai-600 017.

Schedule - 7: Fixed Assets AS ON 31.03.2022

Particulars	Gross Block			Depreciation			Net Block	
	Opening	Additions	Deletions	Opening	Additions	Deductions	Closing	Previous Year
Land	2,96,01,56,243			2,96,01,56,243			2,96,01,56,243	2,96,01,56,243
Building & Constructions	11,53,73,27,985			11,53,73,27,985	1,67,59,73,490	23,04,40,555	1,90,64,14,045	9,63,09,13,840
Library	51,48,35,317	38,73,42,795		90,21,79,072	14,38,14,435	2,58,79,707	16,89,14,142	73,32,64,830
Lab Equipments	2,70,71,92,204	2,58,66,82,460		5,29,38,74,664	53,56,82,962	39,50,45,718	93,07,28,680	1,36,31,45,984
Work Shop Equipments	64,25,87,341	52,29,77,280		1,16,55,64,621	17,47,11,163	8,50,55,895	25,97,67,058	90,57,97,553
Studios	17,74,89,083	4,79,18,720		22,56,07,803	4,26,16,521	79,31,695	5,05,48,236	17,50,59,587
Other Assets								
- Electrical Fittings	24,66,92,829	58,16,07,431		82,83,00,260	7,58,53,923	5,52,41,404	13,10,95,327	69,77,04,977
- Vehicles	6,60,88,377	14,10,95,765		20,71,84,142	2,90,89,812	61,22,691	3,52,12,503	17,19,71,639
- Furniture & Fittings	7,51,79,613	12,50,95,277		20,02,74,890	3,11,50,223	52,30,507	8,63,80,730	16,38,94,180
- Sports & Goods	1,76,49,895	3,94,20,729		5,70,70,624	25,32,973	21,04,380	46,37,363	5,24,32,763
- Computers	7,84,80,098	32,36,80,305		40,21,60,403	1,39,19,003	89,25,007	2,38,44,010	37,83,16,399
- Other Assets	66,55,55,090	1,57,07,06,067		2,23,62,71,357	10,06,06,544	3,14,40,250	19,20,45,815	2,04,42,25,342
Total	19,88,94,45,059	6,32,65,36,289	-	26,01,59,71,358	3,82,51,79,069	91,44,17,820	3,73,95,87,889	22,27,63,89,459
WORK IN PROGRESS	14,64,49,960	48,73,46,456		63,37,96,416			41,17,96,416	14,64,49,960
	19,93,58,95,029	6,79,34,72,745	-	26,61,97,67,774	3,82,51,79,069	91,44,17,820	3,73,95,87,889	22,89,01,79,885

For RRPM & ASSOCIATES LLP
Chartered Accountants
Firm Regn No: 0171265


K. Ramesh Babu, BCS, FCA.,
Partner
M.No.222020


SRI LAKSHMI AMMAL EDUCATIONAL TRUST
Old No. 27, New No. 29, Thilak Street
T. Nagar, Chennai-600 017.

BHARATH INSTITUTE OF HIGHER EDUCATION & RESEARCH
Schedules to Income & Expenditure Account

Schedule - 11- Academic Receipts	FY 2021-22
FEE FROM STUDENTS	
Academic	
- Tuition Fees	9,15,78,49,451
- Admission Fees	54,39,19,005
- Alumni Contribution	44,12,09,400
- Fees From Executive Development Program (Corporate Training)	11,53,49,700
Earnings from	
- Patents	83,32,762
- Art & Craft Fees	
- Registration Fees	36,54,73,120
- Syllabus Fees	
- Allied Medical Sciences Fee	
Total (A)	10,63,21,33,438
Examinations	
- Admission test Fees	
- Annual examination Fees	1,66,47,99,045
- Marksheet, Certificate Fees	29,54,54,788
Total (B)	1,96,02,53,833
Other Fees	
- Identity Card Fees	11,67,46,089
- Transportation Fees	96,96,70,542
- Hostel Fees	1,02,56,24,099
- Other Miscellaneous Fees - FINE	26,53,23,095
- Certificate Verification Fee	
Dental OPD	
- SYNOPSIS FEES	
Total (C)	2,37,73,63,825
Sale of Publications	
- Books Sales	18,18,34,090
- Prospectus etc., sales	60,07,798
Total (D)	18,78,41,888
Grand Total	15,15,75,92,984

Schedule - 12 - Grants and Donations	FY 2021-22
Government	
- Central	
- State	
Welfare Bodies / Institutions	61,76,45,054
Others For Research Purposes	67,21,07,652
DDU-GKY-TNVRG SKILL PLAC-Project Fund	
TNSCST-Project Fund	
Transcript Income	
Total	1,28,97,52,706

For RRPM & ASSOCIATES LLP
Chartered Accountants
Firm Regn No: 017126S

K. Ramesh Babu, BCS, FCA.,
Partner
M.No.222020

J. Praveen
SRI LAKSHMI AMMAL EDUCATIONAL TRUST
Old No. 27, New No. 29, Tholak Street
T. Nagar, Chennai-600 017.

Schedule - 13 - Income from Investments	FY 2021-22
Interest Income	
Income Received From Each Fund	
Income Accrued	
Others	
Total	

Schedule - 14 - Other Income	FY 2021-22
A. Income from Land & Buildings	
1. Hostel Room Rent	
2. License Fees	
3. Hire Charges	
4. Electricity And Water Charges	
5. Hospital Income	
Total	
B. Income from Holding Events	
Gross Income From Annual Events	
Less: Direct Expenditure Related To The Annual Events	
Gross Income From Educational Tours	
Less: Direct Expenditure Related To Educational Tours	
Others	
Total	
C. others	
1. Income From Consultancy	30,05,72,452
2. Income from Sponsorship Project	
3. Income From Royalty	
4. Miscellaneous Receipts	
Total	30,05,72,452
Grand Total	30,05,72,452

Schedule - 15 - Staff Payments & Benefits	FY 2021-22
Salaries And Wages	2,55,92,66,004
Allowances And Bonus	
Contribution To Provident Fund	3,20,89,880
Retirement And Terminal Benefits	1,18,32,24,092
Staff Welfare Expenses	68,82,79,324
Total	4,46,28,59,300

Schedule - 16 - Academic Expenses	FY 2021-22
Admission Expenses	16,06,78,164
Alumni Function	4,38,08,818
Conference Expenses	
Convocation Expenses	4,43,27,499
CRRI Students Remuneration	8,66,52,414
Department Expenses including laboratories	1,26,22,26,275
Examination	15,51,83,727
Laboratory Expenses/Research Expenses	45,26,75,073
Patient Care Expenses	54,44,61,719
Payment To Visiting Faculty	6,04,07,958
Publications	21,22,32,411
Scholarship	4,01,52,324
Seminar / Workshop/Camp Expenses	25,73,85,420
Stipend / Merit Scholarship	1,98,74,73,092
Student Welfare Expenses	9,62,21,794
Subscription Expenses	2,96,78,535
Total	5,43,95,64,223

For RRPM & ASSOCIATES LLP
Chartered Accountants
Firm Regn No: 017126S

[Signature]

K. Ramesh Babu, BCS, FCA.,
Partner
M.No.222020

[Signature]
SRI LAKSHMI ANIMAL EDUCATIONAL TRUST
Old No. 27, New No 29, Thirai ...
T. Nagar, Chennai-600 017.

Schedule - 17 - Administrative and General Expenses	FY 2021-22
Advertisement And Publicity	68,47,40,302
Electricity, Fuel And Power	31,13,60,444
Hospitality	64,87,72,341
Insurance	23,79,48,766
Others Expenses	2,54,31,553
Postage & Telegram	1,25,68,783
Printing And Stationery	84,57,84,264
Professional Charges	3,16,29,775
Rent, Rates And Taxes	6,31,26,646
Research & Publication	1,94,74,514
Security Expenses	7,69,39,973
Telephone And Internet Charges	96,83,670
Travelling And Conveyance Expenses	25,26,85,456
Water Charges	6,90,95,066
Total	3,28,92,41,553


Schedule - 18 - Transportation Expenses	FY 2021-22
Own Vehicles Running Expenses	36,78,01,747
Own Vehicles Repairs And Maintenance	12,74,27,086
Own Vehicles Insurance	11,90,17,019
Total	61,42,45,852


Schedule - 19 - Repairs & Maintenance	FY 2021-22
Building	14,52,78,543
Furniture And Fixtures	5,14,03,235
Plant & Machinery	11,60,76,920
Others	79,01,84,024
Total	1,10,29,42,722

Schedule - 20 - Finance Costs	FY 2021-22
Interest On Fixed Loans	
Interest On Other Loans	
Interest On Penalty	
Bank Charges	1,12,19,562
Total	1,12,19,562

Schedule - 21 - Other Expenses	FY 2021-22
Provision for Bad Debts	
Others	
Total	

For RRPM & ASSOCIATES LLP
Chartered Accountants
Firm Regn No: 017126S


K. Ramesh Babu, BCS, FCA.,
Partner
M.No.222020


SRI LAKSHMI AMMAL EDUCATIONAL TRUST
Old No. 27, New No. 29, Thilak Street
T. Nagar, Chennai-600 017.

2020-21

BHARATH INSTITUTE OF HIGHER EDUCATION & RESEARCH		
Balance Sheet as on 31.03.2021		
Sources of Funds	Schedule No.	As on 31.03.2021
Unrestricted Funds		
Corpus	1	10,00,00,000
General Fund	2	18,15,67,24,735
Designated / Earmarked Fund	3	-
Restricted Funds	4	-
Loans / Borrowings	5	-
Secured		
Unsecured		1,76,22,87,815
Current Liabilities & Provisions	6	26,91,81,020
Total		20,28,81,93,570
Application of Funds		
Fixed Assets	7	17,01,07,24,960
Investments	8	10,00,00,000
Current Assets	9	46,86,42,922
Loans, Advances & Deposits	10	2,70,88,25,688
Total		20,28,81,93,570


For RRPM & ASSOCIATES LLP
Chartered Accountants
Firm Regn No: 0171265


K. Ramesh Babu, BCS, FCA.,
Partner
M.No.222020

SRI LAKSHMI AMMAL EDUCATIONAL TRUST
Old No. 27, New No. 29, Thirak Street
T. Nagar, Chennai-600 017.

BHARATH INSTITUTE OF HIGHER EDUCATION & RESEARCH		
Income and Expenditure Account for the year ended 31.03.2021		
Income	Schedule	As on 31.03.2021
Academic Receipts	11	15,14,05,68,957
Grants & Donations	12	1,25,07,59,493
Income from Investments	13	-
Other Incomes	14	1,98,93,121
Total (A)		16,41,12,21,571
Expenditure		
Staff Payments & Benefits	15	4,73,37,54,971
Academic Expenses	16	5,23,81,12,964
Administrative and General Expenses	17	3,65,29,19,975
Transportation Expenses	18	81,49,31,159
Repairs & Maintenance	19	59,79,38,400
Finance Costs	20	1,28,00,444
Depreciation		55,05,38,856
Total (B)		15,60,09,96,769
Balance being Excess of Income over Expenditure (A-B)		81,02,24,802
Transfer to / from Designated Fund		
Building Fund		
Others (Specify)		
Balance being Surplus / (Deficit) carried to General Fund		81,02,24,802

For RRPM & ASSOCIATES LLP
Chartered Accountants
Firm Regn No: 017126S


K. Ramesh Babu, BCS, FCA.,
Partner
M.No.222020


SRI LAKSHMI AMMAL EDUCATIONAL TRUST
Old No. 27, New No. 29, Thilak Street
T. Nagar, Chennai-600 017.

BHARATH INSTITUTE OF HIGHER EDUCATION & RESEARCH
Schedules to Balance Sheet


Schedule - 1 - Corpus	FY 2020-21
Opening Balance	10,00,00,000
Add: Contribution during the year	
Less: Assets written off during the year	
Closing Balance	10,00,00,000


Schedule - 2 - General Fund	FY 2020-21
Opening Balance	17,34,64,99,933
Add: Contribution during the year	81,02,24,802
Less: Assets written off during the year	
Closing Balance	18,15,67,24,735

Schedule - 3 - Designated / Earmarked Fund	FY 2020-21
Opening Balance	
Add: Contribution during the year	
i. Donations / Grants	
ii. Income from Investments made of the fund	
iii. Accrued Interest on Investments made of the fund	
iv. Other Additions	
Less: Utilisation during the year	
i. Capital Expenditure	
- Fixed Assets	
- Others	
ii. Revenue Expenditure	
- Salaries, wages, etc.	
- Rent	
- other Administrative Expenses	
Closing Balance	

Schedule - 4 - Restricted Fund	FY 2020-21
Opening Balance	
Add: Contribution during the year	
i. Donations / Grants	
ii. Income from Investments made of the fund	
iii. Accrued Interest on Investments made of the fund	
iv. Other Additions	
Less: Utilisation during the year	
i. Capital Expenditure	
- Fixed Assets	
- Others	
ii. Revenue Expenditure	
- Salaries, wages, etc. for research purposes	
- Rent	
- Scholarships / Stipend	
Closing Balance	

For RRPM & ASSOCIATES LLP
Chartered Accountants
Firm Regn No: 0171265


K. Ramesh Babu, BCS, FCA.,
Partner
M.No.222020


SRI LAKSHMI ANMAL EDUCATIONAL TRUST
Old No. 27, New No. 29, Trilok Street
T. Nagar, Chennai-600 017.


Schedule - 5 - Loans / Borrowings	FY 2020-21
Secured Loans	
P	
a. Term Loans	
- Interest accrued and due	
b. Other Loans	
- Interest accrued and due	
From Financial Institutions	
a. Term Loans	
- Interest accrued and due	
b. Other Loans	
- Interest accrued and due	
From others including Sponsoring trust SL	
Total	
Unsecured Loans	
From Banks	
a. Term Loans	
- Interest accrued and due	
b. Other Loans	
- Interest accrued and due	
From Financial Institutions	
a. Term Loans	
- Interest accrued and due	
b. Other Loans	
- Interest accrued and due	
From others including Sponsoring trust	1,76,22,87,815
Total	1,76,22,87,815

Schedule - 6 - Current Liabilities and Provisions	FY 2020-21
A. Current Liabilities	
1. Deposits from Staff	
2. Deposits from Students	
3. Sundry Creditors	13,88,52,311
4. Advances received	
5. Interest accrued but not due on Loans	
6. Statutory Liabilities	
7. Other Current Liabilities	
a. Salaries	13,03,28,709
b. Receipts against sponsored Projects	
c. Receipts against sponsored fellowships and scholarships	
d. Unutilised Grants	
e. Others	
B. Provisions	
Total	26,91,81,020

For RRPM & ASSOCIATES LLP
Chartered Accountants
Firm Regn No: 017126S



K. Ramesh Babu, BCS, FCA.,
Partner
M.No.222020


SRI LAKSHMI AMMAL EDUCATIONAL TRUST
Old No. 27, New No. 29, Thilak Street
T. Nagar, Chennai-600 017.

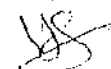
BHARATH INSTITUTE OF HIGHER EDUCATION & RESEARCH
Schedules to Balance Sheet

Schedule - 8 - Investments	FY 2020-21
Investments from Earmarked / Endowment Funds	
- Government Securities	
- Approved Securities	
- Shares , Debentures etc.,	
- Others	
Investments Others	
- Government Securities	
- Approved Securities	
- Shares , Debentures etc.,	
- Others	10,00,00,000
Total	10,00,00,000

Schedule - 9 - Current Assets	FY 2020-21
Stocks	
- Stores & Spares	
- Publications	
- Loose Tools	
- Others	
Sundry Debtors	
- Debt Outstanding for more than 6 months	
Fees Receivable	
TDS Receivable	
Bank Balances	39,70,39,204
Cash in hand	7,16,03,718
Total	46,86,42,922

Schedule - 10 - Loans, Advances & Deposits	FY 2020-21
Advances to employees	
Advance recoverable in cash or kind for value to be received	
Prepaid Expenses	
Deposits	59,14,68,660
Income Accrued	
Other Receivables	
- Debit balances in Sponsored Projects	
- Debit balances in Fellowship & Scholarship	
- Grants Recoverable	
- others	2,11,73,57,028
Inter Unit	
Total	2,70,88,25,688

For RRPM & ASSOCIATES LLP
Chartered Accountants
Firm Regn No: 017126S



K. Ramesh Babu, BCS, FCA.,
Partner
M. No. 932020



SRI LAKSHMI NIRMAL EDUCATIONAL TRUST
Old No. 27, New No. 29, Thirak Street
T. Nagar, Chennai-600 017.

Schedule - 7 - Fixed Assets AS ON 31.03.2021

Particulars	Gross Block				Depreciation				Net Block	
	Opening	Additions	Deletions	Closing	Opening	Additions	Deductions	Closing	Closing	Previous Year
Land	2,96,01,56,243	-	-	2,96,01,56,243	-	-	-	-	2,96,01,56,243	2,96,01,56,243
Building & Constructions	11,53,73,27,985	-	-	11,53,73,27,985	1,44,55,32,915	23,04,40,555	-	1,67,59,73,490	9,86,13,54,495	10,09,17,95,050
Library	41,14,57,817	10,33,78,500	-	51,48,36,317	12,82,65,955	1,47,68,480	-	14,30,34,435	37,18,01,882	26,31,91,862
Lab Equipments	1,83,77,65,868	86,94,26,336	-	2,70,71,92,204	33,36,63,693	20,20,19,269	-	53,56,82,962	2,17,15,09,241	1,50,41,02,175
Work Shop Equipments	56,60,27,515	7,65,59,406	-	64,25,87,341	12,78,19,004	3,68,92,159	-	17,47,11,163	46,78,76,178	43,82,08,931
Studios	15,51,91,882	2,24,97,200	-	17,76,89,083	3,63,69,505	62,47,016	-	4,26,16,521	13,50,72,562	11,88,22,378
Other Assets	-	-	-	-	-	-	-	-	-	-
- Electrical fittings	19,18,70,317	5,48,72,506	-	24,66,92,823	5,94,08,305	1,64,52,958	-	7,58,53,823	17,08,38,900	13,24,18,952
- Vehicles	6,80,88,177	-	-	6,80,88,177	2,71,36,773	19,53,039	-	2,90,89,812	3,69,98,565	3,89,51,604
- Furniture & fittings	6,37,21,213	1,14,58,400	-	7,51,79,613	2,91,86,784	19,63,439	-	3,11,50,223	4,40,29,390	3,45,34,429
- Sports & Goods	96,68,667	79,81,228	-	1,76,49,895	18,82,155	4,40,818	-	23,22,973	1,53,16,921	77,86,517
- Computers	5,52,34,920	2,32,45,178	-	7,84,80,098	1,19,82,175	19,36,828	-	1,39,18,003	6,45,61,095	4,32,57,745
- Other Assets	51,98,86,500	24,56,78,590	-	76,55,65,090	7,33,90,668	2,72,14,695	-	10,06,05,364	56,49,59,726	44,64,95,681
Total	18,37,43,47,725	1,80,90,28,520	-	19,68,94,45,069	7,77,46,31,213	55,05,38,856	-	2,82,51,70,069	16,86,42,75,000	15,02,07,16,312
WORK IN PROGRESS	7,14,39,005	7,50,10,955	-	14,64,49,960	-	-	-	-	14,64,49,960	7,14,39,005
	18,44,57,86,730	1,88,41,09,485	-	19,82,58,95,029	7,77,46,31,213	55,05,38,856	-	2,82,51,70,069	17,01,07,24,960	15,17,11,55,317

For RRPM & ASSOCIATES LLP
Chartered Accountants
Firm Regn No: 017126S


K. Ramesh Babu, BCS, FCA.,
Partner
M.No.222020



SRI LAKSHMI AMMAL EDUCATIONAL TRUST
Old No. 27, New No. 29, Thilak Street
T. Nagar, Chennai-600 017.


BHARATH INSTITUTE OF HIGHER EDUCATION & RESEARCH
Schedules to Income & Expenditure Account

Schedule - 11- Academic Receipts	FY 2020-21
FEE FROM STUDENTS	
Academic	
- Tuition Fees	8,94,34,47,610
- Admission Fees	67,77,45,965
- Alumni Contribution	52,88,54,356
- Fees From Executive Development Program (Corporate Training)	2,77,25,000
Earnings from	
- Patents	72,45,880
- Art & Craft Fees	
- Registration Fees	40,78,54,232
- Syllabus Fees	
- Allied Medical Sciences Fee	
Total (A)	10,59,28,73,043
Examinations	
- Admission test Fees	
- Annual examination Fees	1,62,47,72,454
- Marksheet, Certificate Fees	34,67,72,563
Total (B)	1,97,15,45,017
Other Fees	
- Identity Card Fees	10,97,45,300
- Transportation Fees	91,97,56,547
- Hostel Fees	99,67,77,459
- Other Miscellaneous Fees - FINE	30,56,65,877
- Certificate Verification Fee	
Dental OPD	
- SYNOPSIS FEES	
Total (C)	2,33,19,45,183
Sale of Publications	
- Books Sales	23,46,89,152
- Prospectus etc., sales	95,16,562
Total (D)	24,42,05,714
Grand Total	15,14,05,68,957

Schedule - 12 - Grants and Donations	FY 2020-21
Government	
- Central	
- State	
Welfare Bodies / Institutions	58,17,65,025
Others For Research Purposes	66,89,94,468
ODU-GKY-TNVRG SKILL PLAC-Project Fund	
TNSCST-Project Fund	
Transcript Income	
Total	1,25,07,59,493

For RRPM & ASSOCIATES LLP
Chartered Accountants
Firm Regn No: 017126S


K. Ramesh Babu, BCS, FCA.,
Partner
M.No.222020


SRI LAKSHMI ANIMAL EDUCATIONAL TRUST
Old No. 27, New No. 29, Thilak Street
T. Nagar, Chennai-600 017.


Schedule - 13 - Income from Investments	FY 2020-21
Interest Income	
Income Received From Each Fund	
Income Accrued	
Others	
Total	


Schedule - 14 - Other Income	FY 2020-21
A. Income from Land & Buildings	
1. Hostel Room Rent	
2. License Fees	
3. Hire Charges	
4. Electricity And Water Charges	
5. Hospital Income	
Total	
B. Income from Holding Events	
Gross Income From Annual Events	
Less: Direct Expenditure Related To The Annual Events	
Gross Income From Educational Tours	
Less: Direct Expenditure Related To Educational Tours	
Others	
Total	
C. others	
1. Income From Consultancy	1,98,93,121
2. Income from Sponsorship Project	
3. Income From Royalty	
4. Miscellaneous Receipts	
Total	1,98,93,121
Grand Total	1,98,93,121

Schedule - 15 - Staff Payments & Benefits	FY 2020-21
Salaries And Wages	2,70,28,50,200
Allowances And Bonus	
Contribution To Provident Fund	3,14,57,459
Retirement And Terminal Benefits	1,22,76,52,670
Staff Welfare Expenses	77,17,94,642
Total	4,73,37,54,971

Schedule - 16 - Academic Expenses	FY 2020-21
Admission Expenses	15,67,62,564
Alumni Function	5,67,98,556
Conference Expenses	2,04,14,557
Convocation Expenses	5,74,81,432
CRRI Students Remuneration	7,34,56,488
Department Expenses Including laboratories	1,22,59,66,542
Examination	21,22,63,090
Laboratory Expenses/Research Expenses	43,32,96,172
Patient Care Expenses	56,91,85,664
Payment To Visiting Faculty	6,07,52,780
Publications	18,90,06,400
Scholarship	3,98,71,432
Seminar / Workshop/Camp Expenses	2,75,14,100
Stipend / Merit Scholarship	1,96,08,07,211
Student Welfare Expenses	11,67,92,010
Subscription Expenses	3,77,43,966
Total	5,23,81,12,964

For RRPM & ASSOCIATES LLP
Chartered Accountants
Firm Regn No: 017126S


K. Ramesh Babu, BCS, FCA.,
Partner
M.No.222020


SRI LAKSHMI AMMAL EDUCATIONAL TRUST
Old No. 27, New No. 29, Thiruv. Street
T. Narayana, Chennai 600 017

Schedule - 17 - Administrative and General Expenses	FY 2020-21
Advertisement And Publicity	80,55,76,826
Electricity, Fuel And Power	29,65,33,756
Hospitality	61,78,78,420
Insurance	22,66,17,872
Others Expenses	2,37,56,880
Postage & Telegram	1,66,58,990
Printing And Stationery	82,66,67,920
Professional Charges	4,19,67,540
Rent, Rates And Taxes	9,45,66,433
Research & Publication	1,75,56,620
Security Expenses	10,87,42,522
Telephone And Internet Charges	1,28,76,880
Travelling And Conveyance Expenses	46,88,95,462
Water Charges	9,46,23,854
Total	3,65,29,19,975


Schedule - 18 - Transportation Expenses	FY 2020-21
Own Vehicles Running Expenses	48,44,20,055
Own Vehicles Repairs And Maintenance	17,17,64,552
Own Vehicles Insurance	15,87,46,552
Total	81,49,31,159


Schedule - 19 - Repairs & Maintenance	FY 2020-21
Building	12,49,76,421
Furniture And Fixtures	5,16,89,045
Plant & Machinery	9,86,58,888
Others	32,26,14,046
Total	59,79,38,400

Schedule - 20 - Finance Costs	FY 2020-21
Interest On Fixed Loans	
Interest On Other Loans	
Interest On Penalty	
Bank Charges	1,28,00,444
Total	1,28,00,444

Schedule - 21 - Other Expenses	FY 2020-21
Provision for Bad Debts	
Others	
Total	

For RRPM & ASSOCIATES LLP
Chartered Accountants
Firm Regn No: 017126S


K. Ramesh Babu, BCS, FCA.,
Partner
M.No.222020


SRI LAKSHMI ANNAI EDUCATIONAL TRUST
Old No. 27, New No. 29, Third Street
T. Nagar, Chennai-600 017,

2019-20

BHARATH INSTITUTE OF HIGHER EDUCATION & RESEARCH			
Balance Sheet as at 31.03.2020			
Sources of Funds	Schedule No.	As on 31.03.2020	As on 31.03.2019
Unrestricted Funds			
Corpus	1	100,000,000	100,000,000
General Fund	2	17,503,039,956	16,219,224,511
Designated / Earmarked Fund	3	-	-
Restricted Funds	4	-	-
Loans / Borrowings	5		
Secured		-	-
Unsecured		1,261,596,556	878,997,334
Current Liabilities & Provisions	6	275,410,495	168,675,028
Total		19,140,047,007	17,366,896,873
Application of Funds			
Fixed Assets	7	16,171,155,517	14,985,209,749
Investments	8	100,000,000	100,000,000
Current Assets	9	406,322,683	163,422,216
Loans, Advances & Deposits	10	2,462,568,807	2,118,264,907
Total		19,140,047,007	17,366,896,873

0

For Bharath Institute of Higher Education & Research

J. Lakshmi And


Member

S. Srinivasan

Member

N. C. Ananthakumari

N C Ananthakumari
Chartered Accountant
Membership No. 023667



BHARATH INSTITUTE OF HIGHER EDUCATION & RESEARCH			
Income and Expenditure Account for the year ended 31.03.2020			
Income	Schedule	As on 31.03.2020	As on 31.03.2019
Academic Receipts	11	14,760,927,623	12,114,562,132
Grants & Donations	12	1,195,371,780	1,125,510,870
Income from Investments	13	-	-
Other Incomes	14	111,812,613	99,297,768
Total (A)		16,068,112,016	13,339,370,770
Expenditure			
Staff Payments & Benefits	15	4,194,791,997	3,561,630,708
Academic Expenses	16	5,187,656,116	4,089,846,128
Administrative and General Expenses	17	3,534,688,460	3,264,248,853
Transportation Expenses	18	788,541,680	744,244,191
Repairs & Maintenance	19	600,983,207	242,866,620
Finance Costs	20	12,102,427	10,435,826
Depreciation		465,532,683	410,209,081
Total (B)		14,784,296,571	12,323,481,407
Balance being Excess of Income over Expenditure (A-B)		1,283,815,445	1,015,889,363
Transfer to / from Designated Fund			
Building Fund			
Others (Specify)			
Balance being Surplus / (Deficit) carried to General Fund		1,283,815,445	1,015,889,363

For Bharath Institute of Higher Education & Research

J. K. Das A-2


Member

T. Srinivasan

Member

N. C. Ananthakumar

N C Ananthakumar
Chartered Accountant
Membership No.023667



BHARATH INSTITUTE OF HIGHER EDUCATION & RESEARCH
Schedules to Financial Statements

Schedule - 1 - Corpus	FY 2019-20	FY 2018-19
Opening Balance	100,000,000	100,000,000
Add: Contribution during the year		
Less: Assets written off during the year		
Closing Balance	100,000,000	100,000,000

Schedule - 2 - General Fund	FY 2019-20	FY 2018-19
Opening Balance	16,219,224,511	15,203,335,150
Add: Contribution during the year	1,283,815,445	1,015,889,361
Less: Assets written off during the year		
Closing Balance	17,503,039,956	16,219,224,511

Schedule - 3 - Designated / Earmarked Fund	FY 2019-20	FY 2018-19
Opening Balance		
Add: Contribution during the year		
i. Donations / Grants		
ii. Income from Investments made of the fund		
iii. Accrued Interest on Investments made of the fund		
iv. Other Additions		
Less: Utilisation during the year		
i. Capital Expenditure		
- Fixed Assets		
- Others		
ii. Revenue Expenditure		
- Salaries, wages, etc.		
- Rent		
- other Administrative Expenses		
Closing Balance	-	-

Schedule - 4 - Restricted Fund	FY 2019-20	FY 2018-19
Opening Balance		
Add: Contribution during the year		
i. Donations / Grants		
ii. Income from Investments made of the fund		
iii. Accrued Interest on Investments made of the fund		
iv. Other Additions		
Less: Utilisation during the year		
i. Capital Expenditure		
- Fixed Assets		
- Others		
ii. Revenue Expenditure		
- Salaries, wages, etc. for research purposes		
- Rent		
- Scholarships / Stipend		
Closing Balance	-	-



Schedule - 5 - Loans / Borrowings	FY 2019-20	FY 2018-19
Secured Loans		
From Banks		
a. Term Loans		
- Interest accrued and due		
b. Other Loans	-	-
- Interest accrued and due		
From Financial Institutions		
a. Term Loans	-	-
- Interest accrued and due		
b. Other Loans	-	-
- Interest accrued and due		
From others including Sponsoring trust SL	-	
Unsecured Loans		
From Banks		
a. Term Loans	-	-
- Interest accrued and due		
b. Other Loans	-	-
- Interest accrued and due		
From Financial Institutions		
a. Term Loans	-	-
- Interest accrued and due		
b. Other Loans	-	-
- Interest accrued and due		
From others including Sponsoring trust	1,261,596,556	878,997,334
Total	1,261,596,556	878,997,334

Schedule - 6 - Current Liabilities and Provisions	FY 2019-20	FY 2018-19
A. Current Liabilities		
1. Deposits from Staff	-	-
2. Deposits from Students	-	-
3. Sundry Creditors	151,287,915	90,157,990
4. Advances received		
5. Interest accrued but not due on Loans		-
6. Statutory Liabilities		
7. Other Current Liabilities	124,122,580	78,517,038
a. Salaries		
b. Receipts against sponsored Projects		-
c. Receipts against sponsored fellowships and scholarships		-
d. Unutilised Grants		-
e. Others		-
B. Provisions		
Total	275,410,495	168,675,028



BHARATH INSTITUTE OF HIGHER EDUCATION & RESEARCH
Schedules to Financial Statements

Schedule - 8 - Investments	FY 2019-20	FY 2018-19
Investments from Earmarked / Endowment Funds		
- Government Securities	-	-
- Approved Securities	-	-
- Shares , Debentures etc.,	-	-
- Others	-	-
Investments Others		
- Government Securities	-	-
- Approved Securities	-	-
- Shares , Debentures etc.,	-	-
- Others	-	-
	100,000,000	100,000,000
Total	100,000,000	100,000,000

Schedule - 9 - Current Assets		FY 2018-19
Stocks		
- Stores & Spares	-	-
- Publications	-	-
- Loose Tools	-	-
- Others	-	-
Sundry Debtors		
- Debt Outstanding for more than 6 months	-	-
Bank Balances	341,228,394	163,422,216
Cash in hand	65,094,289	
Total	406,322,683	163,422,216

Schedule - 10 - Loans, Advances & Deposits		FY 2018-19
Advances to employees	-	
Advance recoverable in cash or kind for value to be received	-	
Prepaid Expenses	-	
Deposits	537,698,782	293,959,206
Income Accrued	-	-
Other Receivables		
- Debit balances in Sponsored Projects	-	-
- Debit balances in Fellowship & Scholarship	-	-
- Grants Recoverable	-	-
- others	-	-
	1,924,870,025	1,824,305,701
Total	2,462,568,807	2,118,264,907



BHARATH INSTITUTE OF HIGHER EDUCATION AND RESEARCH
Schedule - 7 - Fixed Assets AS ON 31.03.2020

Particulars	Gross Block			Depreciation			Net Block	
	Opening	Additions	Closing	Opening	Additions	Closing	Closing	Previous Year
Land	2,960,156,243		2,960,156,243				2,960,156,243	2,960,156,243
Buildings	10,270,053,347	52,182,258	10,322,235,605	1,215,092,380	230,440,555	1,445,532,935	10,091,795,050	10,270,053,347
Electrical Fittings	119,627,826	25,584,100	145,211,926	46,608,391	12,792,974	59,401,365	132,418,952	119,627,826
Lab Equipments	526,794,144	1,114,447,950	1,641,242,094	196,523,775	137,139,918	333,663,693	1,504,102,176	526,794,144
Work Shop Equipments	339,950,646	139,563,600	479,514,246	86,513,690	41,305,314	127,819,004	438,208,932	339,950,646
Library	159,721,449	135,273,400	294,994,849	116,462,968	11,802,987	128,265,955	283,191,862	159,721,449
Vehicle	40,904,643		40,904,643	25,183,734	1,953,039	27,136,773	38,951,604	40,904,643
Studios	90,159,920	34,118,540	124,278,460	30,913,423	5,456,082	36,369,505	118,822,378	90,159,920
Furniture & Fittings	36,198,613		36,198,613	27,522,600	1,664,184	29,186,784	34,534,429	36,198,613
Sports and Goods	5,328,450	2,814,579	8,143,029	1,525,635	356,520	1,882,155	7,786,509	5,328,450
Computers	2,703,118	41,912,783	44,615,901	10,619,020	1,363,155	11,982,175	43,252,746	2,703,118
Other Assets	362,172,348	105,581,238	467,753,586	52,132,914	21,257,955	73,390,869	446,495,631	362,172,348
Total	14,913,770,747	1,651,478,448	16,565,249,195	1,809,098,530	465,532,683	2,274,631,213	16,099,716,512	14,913,770,747
WORK IN PROGRESS	71,439,005		71,439,005				71,439,005	71,439,005
	14,985,209,752	1,651,478,448	16,636,688,200	1,809,098,530	465,532,683	2,274,631,213	16,171,155,517	14,985,209,752



BHARATH INSTITUTE OF HIGHER EDUCATION & RESEARCH

Schedule - 11- Academic Receipts	FY 2019-20	FY 2018-19
FEE FROM STUDENTS		
Academic		
- Tuition Fees	8,792,010,360	7,019,760,827
- Admission Fees	645,527,872	545,916,738
- Registration Fees	390,149,722	321,782,043
- Alumni Contribution	498,049,863	451,759,921
- Fee from Executive Development Programme	27,887,996	23,188,210
- Earnings from Patents	7,099,336	5,902,930
Total (A)	10,360,725,149	8,368,310,669
Examinations		
- Admission test Fees		
- Annual examination Fees	1,481,783,081	1,124,360,213
- Marksheet, Certificate Fees	322,290,060	271,313,051
Total (B)	1,804,073,141	1,395,673,264
Other Fees		
- Identity Card Fees	104,368,517	79,193,648
- Transportation Fees	952,665,936	852,260,213
- Hostel Fees	961,288,660	907,818,170
- Other Miscellaneous Fees -FINE	344,722,900	313,986,738
Total (C)	2,363,046,012	2,153,258,769
Sale of Publications		
- Books Sales	223,963,041	189,598,550
- Prospectus etc., sales	9,120,279	7,720,880
Total (D)	233,083,320	197,319,430
Grand Total	14,760,927,623	12,114,562,132

Schedule - 12 - Grants and Donations	FY 2019-20	FY 2018-19
Government		
- Central		
- State		
Welfare Bodies / Institutions	553,791,502	504,891,580
Others For Research Purposes	641,580,278	620,619,290
Total	1,195,371,780	1,125,510,870



Schedule - 13 - Income from Investments	FY 2019-20	FY 2018-19
Interest Income		
Income Received From Each Fund		
Income Accrued		
Others		
Total	-	-

Schedule - 14 - Other Income	FY 2019-20	FY 2018-19
A. Income from Land & Buildings		
1. Hostel Room Rent		
2. License Fees		
3. Hire Charges		
4. Electricity And Water Charges		
Total	-	-
B. Income from Holding Events		
Gross Income From Annual Events		
Less: Direct Expenditure Related To The Annual Events		
Gross Income From Educational Tours		
Less: Direct Expenditure Related To Educational Tours		
Others		
Total		-
C. others		
1. Income From Consultancy	111,812,613	99,297,768
2. Income From Royalty		
3. Miscellaneous Receipts		
Others		-
Total	111,812,613	99,297,768
Grand Total	111,812,613	99,297,768

Schedule - 15 - Staff Payments & Benefits	FY 2019-20	FY 2018-19
Salaries And Wages	2,217,553,700	1,763,254,300
Allowances And Bonus		
Contribution To Provident Fund	30,162,360	21,159,052
Staff Welfare Expenses	740,930,327	616,794,952
Ltc Facility		
Medical Facility/ L W Fund		
Retirement And Terminal Benefits	1,206,145,610	1,160,422,404
Total	4,194,791,997	3,561,630,708



Schedule - 16 - Academic Expenses		
	FY 2019-20	FY 2018-19
Admission Expenses	148,856,471	90,289,095
Alumni Function	54,038,161	43,276,748
Convocation Expenses	54,677,954	47,601,306
Department Expenses including laboratories	1,193,073,258	1,120,397,024
Examination	191,419,071	116,105,498
Laboratory Expenses/Research Expenses	484,364,560	338,344,550
Patient Care Expenses	542,075,870	498,850,476
Payment To Visiting Faculty	57,244,199	49,835,417
Publications	212,447,382	157,524,205
Stipend/Merit Scholarship	1,945,812,482	1,371,694,048
Seminar / Workshop/Camp Expenses	148,348,700	117,293,400
Student Welfare Expenses	118,689,547	108,408,121
Subscription Expenses	36,608,462	30,226,240
Total	5,187,656,116	4,089,846,128

Schedule - 17 - Administrative and General Expenses		
	FY 2019-20	FY 2018-19
Advertisement And Publicity	786,049,108	766,152,137
Electricity, Fuel And Power	341,233,429	322,009,464
Hospitality	581,086,472	529,705,079
Insurance	202,648,006	201,445,377
Others	21,992,479	17,458,505
Postage & Telegram	15,857,376	13,673,688
Printing And Stationery	789,519,282	680,796,139
Professional Charges	39,905,633	31,678,680
Rent, Rates And Taxes	89,736,770	77,379,296
Security Expenses	97,071,140	77,058,935
Telephone And Internet Charges	12,217,380	10,534,949
Travelling And Conveyance Expenses	444,964,797	439,429,306
Water Charges	112,406,587	96,927,298
Total	3,534,688,460	3,264,248,853

Schedule - 18 - Transportation Expenses		
	FY 2019-20	FY 2018-19
Own Vehicles Running Expenses	472,167,628	471,437,386
Own Vehicles Repairs And Maintenance	163,585,262	141,058,258
Own Vehicles Insurance	152,788,790	131,748,547
Total	788,541,680	744,244,191



Schedule - 19 - Repairs & Maintenance	FY 2019-20	FY 2018-19
Building	116,618,647	106,306,880
Furniture And Fixtures	46,226,121	15,311,995
Plant & Machinery	85,497,269	56,715,245
Others	352,641,169	64,532,500
Total	600,983,207	242,866,620

Schedule - 20 - Finance Costs	FY 2019-20	FY 2018-19
1. Interest On Fixed Loans		
2. Interest On Other Loans		
3. Bank Charges	12,102,427	10,435,826
4. Others		
Total	12,102,427	10,435,826



2018-19

N.C. ANANTHAKUMAR, M.Com., F.C.A.,

Chartered Accountant

Phone : 044 - 2461 4791

044 - 4210 8612

Email : ncananthakumar@gmail.com

Office & Residence : No. 10, Trustpakkam South, Raja Annamalaipuram, Chennai - 600 028.

FORM10B
(Sec rule 17B)

Audit report under section 12A (b) of the Income Tax Act, 1961, in the case of
Public Charitable Society or Institution

I have examined the balance sheet of Bharath Institute of Higher Education and Research, Office at 25, Mahalingam Street, Mahalingapuram, Chennai - 6000 034. (Pan No. AACAB5765A) as at 31.03.2019 and the Income and Expenditure account for the year ended on that date which are in agreement with the books of account maintained by the said Institution. These financial statements are the responsibility of the management. My responsibility is to express an opinion on these statements based on my audit.

I conducted my audit in accordance with auditing standards generally accepted in India. Those Standards require that I plan and perform the audit to obtain reasonable assurance about whether the financial statements are free of material misstatement. An audit includes examining, on a test basis, evidence supporting the amounts and disclosures in the financial statements. An audit also includes assessing the accounting principles use and significant estimates made by managements, as well as evaluating the overall financial statement presentation. I believe that my audit provides a reasonable basis for my opinion.


I have obtained all the information and explanations which to the best of my knowledge and belief were necessary for the purposes of the audit. In my opinion, proper books of account have been kept by the above named Institution, so far as appears from my examination of the books.

In my opinion and to the best of my information, and according to information given to us, the said accounts given a true and fair view -

- (i) In the case of the Balance Sheet of the state of affairs of the above named Institution as on 31.03.2019, and
- (ii) In the case of the income and expenditure account excess of Expenditure over Income for the year ending on 31.03.2019.

The prescribed particulars are annexed hereto.

Place: Chennai
Date: 28.09.2019.




N.C. Ananthakumar
N.C. ANANTHAKUMAR, M.Com., F.C.A.,
CHARTERED ACCOUNTANT
No. 10, Trustpakkam South,
Raja Annamalaipuram, Chennai-600 028.

BHARATH INSTITUTE OF HIGHER EDUCATION AND RESEARCH		
CHENNAI 73		
Balance Sheet as at 31.3.2019		
Sources of Funds	Schedule No.	Current Year
Unrestricted Funds		
Corpus	1	10,00,00,000
General Fund	2	16,21,92,24,511
Designated / Earmarked Fund	3	
Restricted Funds	4	
Loans / Borrowings	5	87,89,97,334
Secured		
Unsecured		
Current Liabilities & Provisions	6	16,86,75,028
Total		17,36,68,96,873
Application of Funds		
Fixed Assets	7	14,98,52,09,749
Investments	8	
Long Term		10,00,00,000
Short Term		
Current Assets	9	16,34,22,216
Loans, Advances & Deposits	10	2,11,82,64,907
Total		17,36,68,96,873

J. Freely
SECRETARY

Bharath Institute of Higher Education & Research

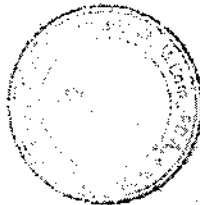


N. I. Ananthakumar
N.C. ANANTHAKUMAR, M.Com., F.C.A.,
CHARTERED ACCOUNTANT
 No. 10, Trustpakkam South,
 Raja Annamalaiapuram, Chennai-600 028

BHARATH INSTITUTE OF HIGHER EDUCATION AND RESEARCH		
CHENNAI 73		
Income and Expenditure Account for the year ended 31.3.2019		
	Schedule	Current Year
		Total
Income		
Academic Receipts	11	12,11,45,62,128
Grants & Donations	12	1,12,55,10,870
Income from Investments	13	
Other Incomes	14	9,92,97,768
Total (A)		13,33,93,70,766
Expenditure		
Staff Payments & Benefits	15	3,56,16,30,707
Academic Expenses	16	4,08,98,46,127
Administrative and General Expenses	17	3,26,42,48,853
Transportation Expenses	18	74,42,44,191
Repairs & Maintenance	19	24,28,66,621
Finance Costs	20	1,04,35,826
Depreciation	21	41,02,09,081
Total (B)		12,32,34,81,406
Balance being Excess of Income over Expenditure (A-B)		1,01,58,89,361
Transfer to / from Designated Fund		
Building Fund		
Others (Specify)		
Balance being Surplus / (Deficit) carried to General Fund		1,01,58,89,361

J. Jeyaraj
SECRETARY

Bharath Institute of Higher Education & Research



N. J. Ananthakumar
N.C. ANANTHAKUMAR, M.Com., F.C.A.,
CHARTERED ACCOUNTANT
 No. 10, Trustpakkam South,
 Raja Annamalapuram, Chennai-600 028.

Schedules to Financial Statements

Schedule - 1 - Corpus

	Current year
Opening Balance	10,00,00,000
Add: Contribution during the year	
Less: Assets written off during the year	
Closing Balance	10,00,00,000

Schedule - 2 - General Fund

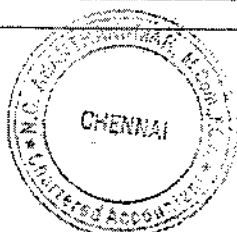
	Current year
Opening Balance	15,20,33,35,150
Add: Contribution during the year	1,01,58,89,361
Less: Assets written off during the year	
Closing Balance	16,21,92,24,511

Schedule - 3 - Designated / Earmarked Fund

	Current year
Opening Balance	
Add: Contribution during the year	
i. Donations / Grants	
ii. Income from Investments made of the fund	
iii. Accrued Interest on Investments made of the fund	
iv. Other Additions	
Less: Utilisation during the year	
i. Capital Expenditure	
- Fixed Assets	
- Others	
ii. Revenue Expenditure	
- Salaries, wages, etc.	
- Rent	
- other Administrative Expenses	
Closing Balance	

Schedule - 4 - Restricted Fund

	Current year
Opening Balance	
Add: Contribution during the year	
i. Donations / Grants	
ii. Income from Investments made of the fund	
iii. Accrued Interest on Investments made of the fund	
iv. Other Additions	
Less: Utilisation during the year	
i. Capital Expenditure	
- Fixed Assets	
- Others	
ii. Revenue Expenditure	
- Salaries, wages, etc.	
- Rent	
- other Administrative Expenses	
Closing Balance	



Schedule - 5 - Loans / Borrowings


Current year

Secured Loans	
From Banks	
a. Term Loans	
- Interest accrued and due	
b. Other Loans	
- Interest accrued and due	
From Financial Institutions	
a. Term Loans	
- Interest accrued and due	
b. Other Loans	
- Interest accrued and due	
From others including Sponsoring trust	
Unsecured Loans	
From Banks	
a. Term Loans	
- Interest accrued and due	
b. Other Loans	
- Interest accrued and due	
From Financial Institutions	
a. Term Loans	
- Interest accrued and due	
b. Other Loans	
- Interest accrued and due	
From others including Sponsoring trust	87,89,97,334
Total	87,89,97,334

Schedule - 6 - Current Liabilities and Provisions

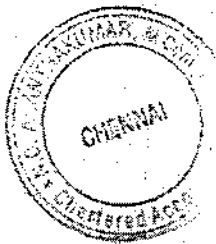
Current year

A. Current Liabilities	
1. Deposits from Staff	
2. Deposits from Students	
3. Sundry Creditors	9,01,57,990
4. Advances received	
5. Interest accrued but not due on Loans	
6. Statutory Liabilities	
7. Other Current Liabilities	7,85,17,038
a. Salaries	
b. Receipts against sponsored Projects	
c. Receipts against sponsored fellowships and scholarships	
d. Unutilised Grants	
e. Others	
B. Provisions	
Total	16,86,75,028



Schedule - 7 - Fixed Assets

Particulars	Gross Block			Depreciation			Net Block	
	Opening	Additions	Deletions	Closing	Opening	Additions	Closing	current year
Land	2819196422	14,09,59,821		2,96,01,56,243			0	2,96,01,56,243
Buildings	9027025142	2,45,81,20,585		11,48,51,45,727	958690244.4	25,64,02,136	1,21,50,92,380	10,27,00,53,347
Electrical fittings	126667479.4	3,95,68,738		16,62,36,217	31963206.3	1,46,45,185	4,66,08,391	11,96,27,826
Lab Equipments	485470968.3	23,78,46,950		72,33,17,918	136084330.3	6,04,39,444	19,65,23,775	52,67,94,144
Work shop Equipments	308247635	11,82,16,700		42,64,64,335	49778091	3,67,35,599	8,65,13,690	33,99,50,646
Library	165830217.2	11,03,54,200		27,61,84,417	105412602.4	1,10,50,366	11,64,62,968	15,97,21,449
Vehicle	60130279.74	59,58,097		6,60,88,377	22028267.63	31,55,466	2,51,83,734	4,09,04,643
Studios	91541493.88	2,95,31,850		12,10,73,343	25588052.56	53,15,371	3,09,13,423	9,01,59,920
Furniture & Fittings	53458793.6	1,02,62,419		6,37,21,213	24933099.7	29,29,500	2,75,22,600	3,61,98,613
Sports and Goods	5149403.06	17,04,682		68,54,085	1225547.97	3,00,087	15,25,635	53,28,450
Computers	2959201.6	1,03,62,936		1,33,22,137	10211986.2	4,07,033	1,06,19,020	27,03,118
Other Assets	338850495	7,54,54,767		41,43,05,262	33304020	1,88,28,894	5,21,32,914	36,21,72,348
Total	13484527531	3,23,83,41,744	0	16,72,28,69,275	1,39,88,89,448	41,02,09,081	1,80,90,98,530	14,91,37,70,745
Capital Work in Progress	83314882	3,32,09,121	4,50,84,998	7,14,39,005			0	7,14,39,005
	13567842413	3,27,15,50,865	4,50,84,998	16,79,43,08,279	1,39,88,89,448	41,02,09,081	1,80,90,98,530	14,98,52,09,749



Schedule - 8 - Investments

Current Year

Investments from Earmarked / Endowment Funds		
- Government Securities		
- Approved Securities		
- Shares , Debentures etc.,		
- Others		
Investments Others		
- Government Securities		
- Approved Securities		
- Shares , Debentures etc.,		
- Others		10,00,00,000
Total		10,00,00,000

Schedule - 9 - Current Assets

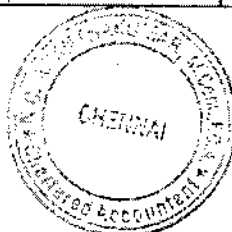
Current Year

Stocks		
- Stores & Spares		
- Publications		
- Loose Tools		
- Others		
Sundry Debtors		
- Debt Outstanding for more than 6 months		
- others		
Cash & Bank Balances		16,34,22,216
Cash in hand		
Total		

Schedule - 10 - Current Assets

Current Year

Advances to employees		
Advance recoverable in cash or kind for value to be received		
Prepaid Expenses		
Deposits		29,39,59,206
Income Accrued		
Other Receivables		
- Debit balances in Sponsored Projects		
- Debit balances in Fellowship & Scholarship		
- Grants Recoverable		
- others		1,82,43,05,701
Claims Receivable		
Total		2,11,82,64,907

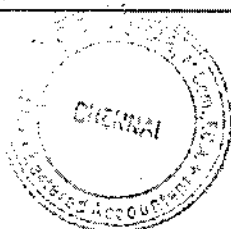


Schedule - 11- Academic Receipts

	Current Year
FEE FROM STUDENTS	
Academic	
- Tuition Fees	7,01,97,60,827
- Admission Fees	54,59,16,738
- Registration Fees	32,17,82,043
- Alumni contribution	45,17,59,921
- Fee from Executive Development Programme	2,31,88,210
- Earnings from Patents	59,02,930
Total (A)	8,36,83,10,668
Examinations	
- Admission test Fees	
- Annual examination Fees	1,12,43,60,213
- Marksheet, Certificate Fees	27,13,13,051
Total (B)	1,39,56,73,263
Other Fees	
- Identity Card Fees	7,91,93,648
- Transportation Fees	85,22,60,213
- Hostel Fees	90,78,18,170
- Other Miscellaneous Fees	31,39,86,738
Total (C)	2,15,32,58,768
Sale of Publications	
- Books Sales	18,95,98,550
- Prospectus etc., sales	77,20,880
Total (D)	19,73,19,430
Grand Total	12,11,45,62,128

Schedule - 12 - Grants and Donations

	Current Year
Government	
- Central	
- State	
Welfare Bodies / Institutions	50,48,91,580
Others for Research	62,06,19,290
Total	1,12,55,10,870

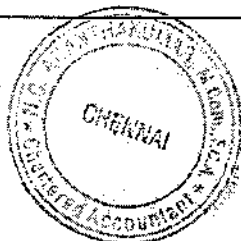


Schedule - 13 - Income from Investments

	Current Year
Interest income	
Income received from each fund	
Income Accrued	
Others	
Total	

Schedule - 14 - Other Income

	Current Year
A. Income from Land & Buildings	
1. Hostel Room Rent	
2. License Fees	
3. Hire Charges	
4. Electricity and Water Charges	
Total	
B. Income from Holding Events	
Gross Income from Annual Events	
Less: Direct Expenditure related to the Annual events	
Gross Income from Educational Tours	
Less: Direct Expenditure related to educational tours	
Others	
Total	
C. others	
1. Income from Consultancy	9,92,97,768
2. Income from Royalty	
3. Miscellaneous Receipts	
4. Others	
Total	9,92,97,768
Grand Total	



Schedule - 15 - Staff Payments & Benefits

	Current Year
Salaries and Wages	1,76,32,54,300
Allowances and Bonus	0
Contribution to Provident Fund	2,11,59,052
Staff Welfare Expenses	61,67,94,952
Retirement and Terminal Benefits	1,16,04,22,404
LTC facility	
Medical Facility	
TA / DA	
Others	
Total	3,56,16,30,707

Schedule - 16 - Academic Expenses

	Current Year
Laboratory Expenses/ Research Expenses	33,83,44,550
Seminar / Workshop	11,72,93,400
Payment to visiting faculty	4,98,35,417
Examination	11,61,05,498
Student welfare expenses	10,84,08,121
Admission expenses	9,02,89,095
convocation expenses	4,76,01,306
Publications	15,75,24,205
Stipend / Merit Scholarship	1,37,16,94,048
Subscription Expenses	3,02,26,240
Patient welfare expenses	49,88,50,476
Alumni function	4,32,76,748
Department expenses including laboratories	1,12,03,97,024
Other (Specify)	0
Total	4,08,98,46,127

Schedule - 17 - Administrative and General Expenses

	Current Year
Electricity and Power	32,20,09,464
Water Charges	9,69,27,298
Insurance	20,14,45,377
Rent, Rates and taxes	7,73,79,296
Postage & Telegram	1,36,73,688
Telephone and Internet Charges	1,05,34,949
Printing and Stationery	68,07,96,139
Travelling and Conveyance Expenses	43,94,29,306
Security expenses	7,70,58,935
Hospitality	52,97,05,079
Professional Charges	3,16,78,680



Advertisement and Publicity	76,61,52,137
Others	1,74,58,505
Total	3,26,42,48,853

Schedule - 18 - Transportation Expenses


	Current Year
Own Vehicles running Expenses	47,14,37,386
Own Vehicles repairs and maintenance	14,10,58,258
Own Vehicles Insurance	13,17,48,547
Rent / Lease expense for vehicles	0
Total	74,42,44,191

Schedule - 19 - Repairs & Maintenance

	Current Year
Building	10,63,06,880
Furniture and Fixtures	1,53,11,995
Plant & Machinery	5,67,19,245
Others	6,45,32,500
Total	24,28,66,621

Schedule - 20 - Finance Costs

	Current Year
1. Interest on Fixed Loans	
2. Interest on other Loans	
3. Bank Charges	1,04,35,826
4. Others	
Total	1,04,35,826



2017-18

M.C. ANANTHAKUMAR, M.Com., F.C.A.,
Chartered Accountant

Phone: 044 - 2461 4791
044 - 4210 8612
Email: mcpamishkumar@gmail.com

Office & Residence : No. 10, Trustpalkam South, Raja Annamalaiapuram, Chennai - 600 028.

Date :

FOR 10B
(Sec rule 17B)

**Audit report under section 12A (b) of the Income Tax Act, 1961, in the case of
Public Charitable Society or Institution**

I have examined the balance sheet of Bharath Institute of Higher Education and Research (Bharath University), Office at 25, Mahalingam Street, Mahalingapuram, Chennai - 6000 024. (Pan No. AACAB5755A) as at 31.03.2018 and the Income and Expenditure account for the year ended on that date which are in agreement with the books of account maintained by the said Institution. These financial statements are the responsibility of the management. My responsibility is to express an opinion on these statements based on my audit.

I conducted my audit in accordance with auditing standards generally accepted in India. These Standards require that I plan and perform the audit to obtain reasonable assurance about whether the financial statements are free of material misstatement. An audit includes examining, on a test basis, evidence supporting the amounts and disclosures in the financial statements. An audit also includes assessing the accounting principles used and significant estimates made by management, as well as evaluating the overall financial statement presentation. I believe that my audit provides a reasonable basis for my opinion.

I have obtained all the information and explanations which to the best of my knowledge and belief were necessary for the purposes of the audit. In my opinion, proper books of account have been kept by the above named Institution, so far as appears from my examination of the books.

In my opinion and to the best of my information, and according to information given to us, the said accounts given a true and fair view -

- (i) In the case of the Balance Sheet of the state of affairs of the above named Institution as on 31.03.2018, and
- (ii) In the case of the Income and expenditure account excess of Expenditure over Income for the year ending on 31.03.2018

The supporting particulars are annexed hereto.

Place: Chennai
Date: 31.03.2018



M.C. Ananthakumar
M.C. ANANTHAKUMAR,
CHARTERED ACCOUNTANTS
Membership No : 023657

BHARATH INSTITUTE OF HIGHER EDUCATION AND RESEARCH
CHENNAI 73

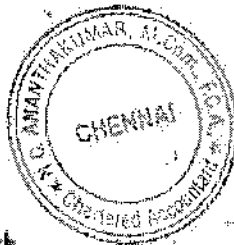
Balance Sheet as at 31.3.2018

Sources of Funds	Schedule No.	As on 31.3.2018
Unrestricted Funds		
Corpus	1	10,00,00,000
General Fund	2	15,20,33,35,150
Designated / Earmarked Fund	3	
Restricted Funds	4	
Loans / Borrowings	5	80,51,04,809
Secured		
Unsecured		
Current Liabilities & Provisions	6	16,37,62,163
Total		16,27,22,02,122
Application of Funds		
Fixed Assets	7	13,56,78,42,413
Investments		
Long Term	8	10,00,00,000
Short Term		
Current Assets	9	15,27,31,043
Loans, Advances & Deposits	10	2,43,16,28,666
Total		16,27,22,02,122

J. Joseph

SECRETARY

Bharath Institute of Higher Education & Research



For N.C. Ananthakumar,
Chartered Accountant

N.C. Ananthakumar

N.C. Ananthakumar

BHARATH INSTITUTE OF HIGHER EDUCATION AND RESEARCH
CHENNAI 73

Income and Expenditure Account for the year ended 31.3.2018

	Schedule	As on 31.3.2018
		Total
Income		
Academic Receipts	11	17,61,54,97,212
Grants & Donations	12	1,09,27,29,000
Income from Investments	13	
Other Incomes	14	9,54,05,600
Total (A)		18,82,46,31,812
Expenditure		
Staff Payments & Benefits	15	3,50,31,83,960
Academic Expenses	16	6,90,07,28,316
Administrative and General Expenses	17	4,68,63,75,721
Transportation Expenses	18	1,36,33,43,875
Repairs & Maintenance	19	21,05,75,960
Finance Costs	20	4,23,132
Depreciation	21	39,58,03,936
Total (B)		17,05,62,32,800
Balance being Excess of Income over Expenditure (A-B)		1,76,83,99,512
Transfer to / from Designated Fund		
Building Fund		
Others (Specify)		
Balance being Surplus / (Deficit) carried to General Fund		1,76,83,99,512

S. Jeyaraj



For N C Ananthakumar,
Chartered Accountant

N.C. Ananthakumar
N C Ananthakumar

SECRETARY

Bharath Institute of Higher Education & Research

Schedules to Financial Statements

Schedule - 1 - Corpus

	As on 31.3.2018
Opening Balance	100000000
Add: Contribution during the year	
Less: Assets written off during the year	
Closing Balance	100000000

Schedule - 2 - General Fund

	As on 31.3.2018
Opening Balance	13434935638
Add: Contribution during the year	1768399512
Less: Assets written off during the year	
Closing Balance	15203335150

Schedule - 3 - Designated / Earmarked Fund

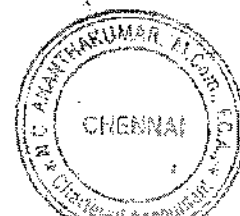
	As on 31.3.2018
Opening Balance	
Add: Contribution during the year	
i. Donations / Grants	
ii. Income from Investments made of the fund	
iii. Accrued Interest on Investments made of the fund	
iv. Other Additions	
Less: Utilisation during the year	
i. Capital Expenditure	
- Fixed Assets	
- Others	
ii. Revenue Expenditure	
- Salaries, wages, etc.	
- Rent	
- other Administrative Expenses	
Closing Balance	

Schedule - 4 - Restricted Fund

	As on 31.3.2018
Opening Balance	
Add: Contribution during the year	
i. Donations / Grants	
ii. Income from Investments made of the fund	
iii. Accrued Interest on Investments made of the fund	
iv. Other Additions	
Less: Utilisation during the year	
i. Capital Expenditure	
- Fixed Assets	
- Others	
ii. Revenue Expenditure	
- Salaries, wages, etc.	
- Rent	
- other Administrative Expenses	
Closing Balance	

Schedule - 5 - Loans / Borrowings

As on 31.3.2018



Secured Loans	
From Banks	
a. Term Loans	
- Interest accrued and due	
b. Other Loans	
- Interest accrued and due	
From Financial Institutions	
a. Term Loans	
- Interest accrued and due	
b. Other Loans	
- Interest accrued and due	
From others including Sponsoring trust	
Unsecured Loans	
From Banks	
a. Term Loans	
- Interest accrued and due	
b. Other Loans	
- Interest accrued and due	
From Financial Institutions	
a. Term Loans	
- Interest accrued and due	
b. Other Loans	
- Interest accrued and due	
From others including Sponsoring trust	805104809
Total	805104809

Schedule - 6 - Current Liabilities and Provisions

As on 31.3.2018

A. Current Liabilities	
1. Deposits from Staff	
2. Deposits from Students	
3. Sundry Creditors	57532025
4. Advances received	
5. Interest accrued but not due on Loans	
6. Statutory Liabilities	
7. Other Current Liabilities	26230134
a. Salaries	
b. Receipts against sponsored Projects	
c. Receipts against sponsored fellowships and scholarships	
d. Unutilised Grants	
e. Others	
B. Provisions	
Total	153762162



As of 31.3.2018



As on 31.3.2018

As on 31.3.2018

Advances to employees		
Advance recoverable in cash or kind for value to be received		
Prepaid Expenses		
Deposits		27,47,28,230
Income Accrued		
Other Receivables		
- Debit balances in Sponsored Projects		
- Debit balances in Fellowship & Scholarship		
- Grants Recoverable		
- others		2,17,69,00,436
Claims Receivable		
Total		2,45,16,28,666

Schedule - 11- Academic Receipts

	As on 31.3.2018
FEE FROM STUDENTS	
Academic	
- Tuition Fees	10,13,56,90,123
- Admission Fees	53,00,16,250
- Registration Fees	31,24,09,750
- Alumni contribution	1,02,11,26,137
- Fee from Executive Development Programme	2,25,12,825
- Earnings from Patents	57,31,000
Total (A)	12,02,74,86,085
Examinations	
- Admission test Fees	
- Annual examination Fees	1,57,70,48,750
- Marksheet, Certificate Fees	55,46,72,865
Total (B)	2,13,17,21,615
Other Fees	
- Identity Card Fees	10,60,13,250
- Transportation Fees	1,50,70,48,750
- Hostel Fees	1,17,26,39,000
- Other Miscellaneous Fees	49,90,16,250
Total (C)	3,28,47,17,250
Sale of Publications	
- Books Sales	18,40,76,262
- Prospectus etc., sales	74,96,000
Total (D)	19,15,72,262
Grand Total	17,63,54,97,212

Schedule - 12 - Grants and Donations

	As on 31.3.2018
Government	
- Central	
- State	
Welfare Bodies / Institutions	49,01,86,000
Others for Research	60,25,43,000
Total	1,09,27,29,000



Schedule - 13 - Income from Investments

	As on 31.3.2018
Interest Income	
Income received from each fund	
Income Accrued	
Others	
Total	

Schedule - 14 - Other Income

	As on 31.3.2018
A. Income from Land & Buildings	
1. Hostel Room Rent	
2. License Fees	
3. Hire Charges	
4. Electricity and Water Charges	
Total	
B. Income from Holding Events	
Gross Income from Annual Events	
Less: Direct Expenditure related to the Annual events	
Gross Income from Educational Tours	
Less: Direct Expenditure related to educational tours	
Others	
Total	
C. others:	
1. Income from Consultancy	9,64,05,600
2. Income from Royalty	
3. Miscellaneous Receipts	
4. Others	
Total	9,64,05,600
Grand Total	

Schedule - 15 - Staff Payments & Benefits

	As on 31.3.2018
Salaries and Wages	1,58,35,55,460
Allowances and Bonus	
Contribution to Provident Fund	
Staff Welfare Expenses	59,88,30,050
Retirement and Terminal Benefits	1,32,07,98,450
LTC facility	
Medical Facility	



TA / DA	
Others	
Total	3,50,31,83,960

Schedule - 16 - Academic Expenses

	As on 31.3.2018
Laboratory Expenses/ Research Expenses	21,63,75,360
Seminar / Workshop	7,83,25,600
Payment to visiting faculty	4,83,83,900
Examination	11,27,23,784
Student welfare expenses	10,52,50,603
Admission expenses	5,85,33,102
convocation expenses	4,62,14,860
Publications	5,58,48,743
Stipend / Merit Scholarship	3,75,89,26,260
Subscription Expenses	2,93,45,864
Patient welfare expenses	48,43,20,850
Alumni function	4,20,16,260
Department expenses including laboratories	1,86,44,63,130
Other (Specify)	
Total	6,90,07,28,316

Schedule - 17 - Administrative and General Expenses

	As on 31.3.2018
Electricity and Power	38,05,91,713
Water Charges	15,23,56,600
Insurance	32,17,91,628
Rent, Rates and taxes	7,51,25,530
Postage & Telegram	1,32,75,425
Telephone and Internet Charges	1,02,28,106
Printing and Stationery	95,22,29,261
Travelling and Conveyance Expenses	63,05,13,889
Security expenses	7,48,14,500
Hospitality	99,97,13,669
Professional Charges	3,07,56,000
Advertisement and Publicity	1,04,48,97,900
Others	1,69,500
Total	4,68,63,73,721

Schedule - 18 - Transportation Expenses

	As on 31.3.2018
Own Vehicles running Expenses	62,27,54,744
Own Vehicles repairs and maintenance	41,85,03,163



Own Vehicles Insurance	32,20,85,968
Rent / Lease expense for vehicles	
Total	1,36,33,43,875

Schedule - 19 - Repairs & Maintenance

	As on 31.3.2018
Building	10,32,10,563
Furniture and Fixtures	1,48,66,015
Plant & Machinery	5,50,63,345
Others	4,32,35,437
Total	21,63,75,360

Schedule - 20 - Finance Costs

	As on 31.3.2018
1. Interest on Fixed Loans	
2. Interest on other Loans	
3. Bank Charges	4,23,132
4. Others	
Total	4,23,132

